

OKLAHOMA

MEN'S BASKETBALL

Mike Houck, Associate Communications Director
 McClendon Center for Intercollegiate Athletics
 180 West Brooks, Suite 2525 | Norman, OK 73019
 W: (405) 325-8227 | C: (405) 249-5892 | E-Mail: mhouck@ou.edu
 www.SoonerSports.com | Twitter: @SoonerSportscom

26 NCAA Tournaments | 4 Final Fours | 14 Conference Championships | 30 All-Americans | 27 Postseason Appearances In The Last 28 Years

Oklahoma Schedule/Results

N3	BRITISH COLUMBIA (Ex.)	W	93-53
N14	MOUNT ST. MARY'S	W	95-71
N17	ULM	W	72-61
N21	at VCU	L	69-82
N25	vs. San Diego #	L	64-76
N26	vs. Houston #	L	93-100
N28	vs. Nicholls State #	W	81-60
<hr/>			
D2	ARKANSAS	W	67-47
D6	ARIZONA \$	W	79-62
D9	CENTENARY	W	86-62
D12	at Utah	W (OT)	78-73
D19	NORTHERN COLORADO	W	80-79
D21	vs. UTEP %	L	74-89
D31	at Gonzaga ^	L	69-83
<hr/>			
J4	MARYLAND EASTERN SHORE	W	88-54
J9	at Baylor	L	60-91
J11	OKLAHOMA STATE	W (OT)	62-57
J16	MISSOURI	W	66-61
J19	at Texas A&M	L	62-65
J23	at Texas Tech	L	65-75
J27	IOWA STATE	W	89-84
J30	at Nebraska	L	46-63
<hr/>			
F6	TEXAS	W	80-71
F9	TEXAS TECH	7 p.m.	Big 12
F13	at Oklahoma State	1 p.m.	ESPN
F17	at Colorado	8 p.m.	ESPNU
F20	KANSAS STATE	5 p.m.	ESPNU
F22	at Kansas	8 p.m.	ESPN
F27	BAYLOR	12:30 p.m.	Big 12
<hr/>			
M1	at Texas	8 p.m.	ESPN
M6	TEXAS A&M	11 a.m.	ESPN
M10-13	Big 12 Championship *	TBA	B12/ESPN
M18-21	NCAA First/Second Rounds	TBA	CBS
M25-28	NCAA Regionals	TBA	CBS
A3&5	NCAA Final Four	TBA	CBS

Great Alaska Shootout (Anchorage, Alaska)
 \$ Big 12/Pac-10 Hardwood Series
 % All-College Classic (Oklahoma City)
 ^ at Spokane Veterans Memorial Arena
 * Kansas City, Mo.

All times Central and subject to change

The Coaches

Oklahoma	Jeff Capel
Fourth Year at OU	82-42 (.661)
Eighth Year Overall	161-83 (.660)
Texas Tech	Pat Knight
Third Year at TTU	33-33 (.500)
Third Year Overall	33-33 (.500)

Radio (Sooner Sports Network)

Play-by-Play..... Bob Barry Sr.
 Analyst..... Mike Houck

TV (Big 12 Network)


Play-by-Play..... Mitch Holthus
 Analyst..... Bryndon Manzer
 Courtside Reporter..... Melissa Knowles



Oklahoma (13-9, 4-4)
SOONERS

At a Glance

Date Tuesday, Feb. 9
 Tip Time 7:05 p.m. CST
 Radio KOKC AM 1520 in OKC;
 KTbz AM 1430 in Tulsa; Sirius 127
 TV KOCB Ch. 34 in OKC;
 KJRH Ch. 2 in Tulsa; ESPN Full Court
 Webcast..... ESPN360.com
 Series..... OU leads 29-17



Texas Tech (15-7, 3-5)
RED RAIDERS

PROJECTED OKLAHOMA STARTERS

1 RYAN WRIGHT • F
 6-9 • 241 • Sr. • Mississauga, Ontario
 Loyola Catholic Secondary School

PTS	REB	BLK	MIN
4.0	4.6	0.5	18.2



NOTES: Averaging 5.5 points and 6.0 rebounds per game in Big 12 play after averaging 3.2 and 3.7 in non-conference action ... Shooting a team-high .582 from the field ... Over last six games is averaging 6.7 points and 7.5 rebounds (.625 field goal percentage) ... Recorded first career double-double Saturday vs. Texas (11 points and career-high 14 rebounds) ... Pulled down 10 rebounds in first half versus Longhorns ... In graduate school.

5 TONY CROCKER • G
 6-6 • 209 • Sr. • San Antonio, Texas
 The Patterson School (N.C.)

PTS	REB	AST	MIN
11.6	6.4	1.6	31.6



NOTES: Ranks 11th in Big 12 in rebounding (6.4 rpg) ... His only six career double-doubles have come over his last 15 games ... Had 20 points and 13 boards Jan. 23 at Texas Tech ... Scored a career-high 33 points vs. Centenary Dec. 9 (Big 12 record for points in a half with 29 in first) ... Ranks 18th in OU career scoring (1,252 points) and fourth in 3-point makes (189) ... Has started 116 of his 123 career games (including his last 87).

11 TOMMY MASON-GRIFFIN • G
 5-11 • 203 • Fr. • Houston, Texas
 James Madison High School


PTS	REB	AST	MIN
13.2	3.0	4.6	34.3



NOTES: Leads the Big 12 in 3-point percentage (.463) and ranks fourth in assists (4.6 apg) ... Averaging 23.6 points and shooting .543 from behind arc (19-for-35) over the last five games ... Scored 38 points against Iowa State Jan. 27 (most in Big 12 this year by five and most ever by an OU freshman guard) ... Has made at least two treys in 15 of last 18 games ... Already ranks fourth on OU's all-time frosh list in 3-pointers (50) and sixth in assists (101).

13 WILLIE WARREN • G
 6-4 • 203 • So. • Fort Worth, Texas
 North Crowley High School

PTS	REB	AST	MIN
16.1	3.4	4.2	32.2



NOTES: Ranks 10th in Big 12 in scoring (16.1 ppg), eighth in assists (4.2 apg) and ninth in free throw percentage (.795) ... Has surpassed the 20-point mark seven times ... Missed Jan. 23 and 27 games due to a sprained ankle ... Played just 16 minutes Saturday vs. Texas ... Named preseason national player of the year by The Sporting News ... One of two Sooners in history to score at least 500 points as a true freshman (Wayman Tisdale).

34 CADE DAVIS • G
 6-5 • 199 • Jr. • Elk City, Okla.
 Elk City High School

PTS	REB	STL	MIN
9.7	3.6	1.6	29.3



NOTES: Averaging 19.0 points over the last three games (11-for-26 from behind arc) ... Recorded second career double-double Saturday with 20 points and 10 boards against Texas (other occurred Jan. 16 versus Missouri) ... Scored 24 points three games ago against Iowa State ... Averaging 17.0 points and 7.0 rebounds in OU's four Big 12 victories ... Has eight games of at least three steals ... Ranks ninth in Big 12 with his 1.6 steals average.

OKLAHOMA'S TOP RESERVES

No.	Name	Position	Height	Weight	Class	Points	Rebounds	Assists	Minutes
24	Tiny Gallon	F	6-9	290	Fr.	10.3	8.1	0.8	23.0
2	Steven Pledger	G	6-4	217	Fr.	6.5	1.7	0.6	19.9
4	Andrew Fitzgerald	F	6-8	258	Fr.	3.7	1.7	0.3	13.2
41	Ray Willis	G	6-6	164	So.	3.2	1.9	0.4	12.7
21	Orlando Allen	C	6-10	290	Jr.	1.4	2.1	0.0	7.8

PROJECTED TEXAS TECH STARTERS

No.	Name	Position	Height	Weight	Class	Points	Rebounds	Assists	Minutes
31	Darko Cohadarevic	F	6-9	242	Sr.	7.2	5.3	1.0	20.9
32	Mike Singletary	F	6-6	217	Jr.	15.7	6.7	2.2	32.6
1	Brad Reese	G	6-6	189	Jr.	7.2	2.6	1.0	20.0
21	John Robertson	G	5-11	165	Jr.	14.8	2.3	5.6	36.0
23	Nick Okorie	G	6-1	195	Sr.	9.3	2.5	2.0	24.0

Head Coach Jeff Capel



Jeff Capel was named Oklahoma's 13th men's basketball head coach on April 11, 2006. Capel, 34, is 82-42 in his fourth year at OU and led the Sooners to a 30-6 record and an NCAA Tournament Elite Eight appearance in 2008-09.

Capel, who coached OU to a 23-12 mark and to the NCAA Tournament second round from 2007-08, compiled a 79-41 (.658) record over four years as head coach at Virginia Commonwealth prior to arriving in Norman. His squads went 50-22 (.694) in Colonial Athletic Association play.

In 2003-04, VCU's CAA Tournament championship game victory over George Mason catapulted the Rams to the NCAA Tournament for the first time since 1996. VCU lost in the first round to Wake Forest, but not before putting a major scare into the fourth-seeded Demon Deacons, 79-78. Capel's 2004-05 squad, which finished 19-13, competed in the National Invitation Tournament, marking just the third time in program history that VCU made consecutive postseason appearances.

The Rams won at least 18 games each of Capel's four seasons in Richmond, with the 2003-04 squad registering a Capel-era-best 23-8 record. His first team finished 18-10 in 2002-03. In 2005-06, VCU finished 19-10 overall.

In the summer of 2005, Capel served as an assistant coach on the gold-medal-winning USA Men's World University Games Team that finished 8-0 in Turkey in August. Villanova's Jay Wright was the head coach while Seton Hall's Bobby Gonzalez served as the other assistant. The squad featured, among others, Midwest City (Okla.) High School and Duke University standout Shelden Williams.

Capel began his coaching career as an assistant at Old Dominion in 2000 before moving to VCU as an assistant for the 2001-02 season. In 2002, he became the youngest NCAA Division I head coach at age 27.

A four-year starter for Hall-of-Fame coach Mike Krzyzewski at Duke from the 1993-94 through 1996-97 campaigns, Capel earned Atlantic Coast Conference honors each of his seasons in Durham. The guard, who wore No. 5, averaged 12.4 points, 3.0 rebounds, 3.4 assists and 1.7 3-pointers during his career and started in the 1994 national title game against Arkansas.

He ranks 22nd in career scoring at Duke (1,601 points), 16th in minutes played (3,774), sixth in 3-pointers (220), seventh in 3-point attempts (553), seventh in 3-point field goal percentage (.398) and 11th in assists (433).

Capel, who graduated from Duke with a bachelor of arts degree in history, and his wife, Kanika, wed in 2003. They have two daughters, Cameron and Sydney.

Capel Year by Year

Year	School	Record	Pct.
2002-03	Virginia Commonwealth	18-10	.643
2003-04	* Virginia Commonwealth	23-8	.742
2004-05	^ Virginia Commonwealth	19-13	.594
2005-06	Virginia Commonwealth	19-10	.655
2006-07	Oklahoma	16-15	.516
2007-08	* Oklahoma	23-12	.657
2008-09	* Oklahoma	30-6	.833
2009-10	Oklahoma	13-9	.591
Totals		161-83	.660

* NCAA Tournament

^ National Invitation Tournament

TUESDAY'S GAME BASICS

Oklahoma (13-9 overall, 4-4 Big 12) begins the second half of Big 12 play when it hosts Texas Tech (15-7, 3-5) Tuesday at 7 p.m. CST. The Sooners, who are 11-0 at home this year and have won 31 of their last 32 in Norman, will honor reigning national player of the year **Blake Griffin** during the game. Texas Tech, coming off an 81-74 home win over Oklahoma State on Saturday, is 0-4 in Big 12 road contests. Tuesday's game will air on the Sooner Radio Network with **Bob Barry Sr.** and **Mike Houck** calling the action. It will be televised by the Big 12 Network with **Mitch Holthus, Bryndon Manzer** and **Melissa Knowles** announcing.

NOTEWORTHY

- ▶ Oklahoma has won 31 straight home games versus unranked (AP) competition.
- ▶ OU is 29-17 all-time against Texas Tech and 17-5 in Norman.
- ▶ The Sooners are averaging 8.4 3-point makes per game. The school record for average 3-pointers per contest in a season is 8.5 (in 1998-99). Five Sooners have made at least 25 treys (no other Big 12 school has more than three players).
- ▶ OU ranks second in the Big 12 and 28th nationally with its .738 free throw mark.
- ▶ Over the last five games, **Tommy Mason-Griffin** is averaging 23.6 points and 4.0 assists. He is 19-for-35 (.543) from 3-point range during the stretch.
- ▶ Mason-Griffin has made at least one 3-pointer in 21 of 22 games, and at least two treys in 15 of the last 18 outings. He leads the Big 12 in 3-point field goal percentage (.463) and ranks fourth in assists (4.6 apg) and fifth in treys per game (2.3).
- ▶ In OU's eight conference games, Mason-Griffin is shooting .519 (27-for-52) from 3-point range. The rest of the team is shooting .252 (32-for-127).
- ▶ Mason-Griffin did not lead OU in scoring in any of its first 17 games. He has done it four times in the last five outings.
- ▶ Junior guard **Cade Davis** is averaging 19.0 points and 4.7 rebounds over the last three outings. He is 11-for-26 (.423) from behind the arc during the stretch and made at least three 3-pointers in four of the last five games.
- ▶ Senior forward **Ryan Wright** is averaging 5.5 points and 6.0 rebounds in Big 12 play after averaging 3.2 points and 3.7 boards in non-conference action. Over the last six games, he is averaging 6.7 points (.625 field goal percentage) and 7.5 rebounds. He had 11 points and a career-high 14 boards (10 in first half) Saturday in the win over No. 9 Texas.
- ▶ Senior guard **Tony Crocker**, who has started his last 87 games, has recorded his only six career double-doubles over his last 15 outings.
- ▶ Crocker needs six rebounds to become just the second Sooner to ever record 1,000 points, 500 boards and 150 3-pointers in a career (**Ryan Minor** is the other).
- ▶ Sophomore guard **Willie Warren** is averaging 13.0 points over his last 10 games (4.1 free throw attempts per contest) after averaging 19.6 points over his first nine (7.9 free throw attempts per game).


SATURDAY'S TEXAS RECAP

- ▶ Oklahoma never trailed in its first meeting of the year against an AP top-25 opponent as it handled No. 9 Texas 80-71 Saturday in Norman.
- ▶ **Tommy Mason-Griffin** and **Cade Davis** combined for 32 (16 each) of OU's 48 first-half points and propelled the Sooners to an 18-point halftime lead. The closest Texas got in the second half was to within six points.

Stats Comparison



CATEGORY	OU	TTU
Overall Record	13-9	15-7
Points Per Game	73.9	78.0
Opp. Points Per Game	71.2	74.6
Rebounds Per Game	35.8	37.3
Opp. Rebounds Per Game	36.0	38.6
Field Goal Pct.	.435	.444
Opp. Field Goal Pct.	.435	.422
3-Point Pct.	.354	.373
Opp. 3-Point Pct.	.367	.324
Free Throw Pct.	.738	.717
Personal Fouls Per Game	16.0	21.0
Assists Per Game	12.7	14.1
Turnovers Per Game	12.5	13.8
Blocked Shots Per Game	2.8	4.6
Steals Per Game	5.7	7.0



▶ Freshman guard **Tommy Mason-Griffin** leads the Big 12 in 3-point field goal percentage and ranks fourth in assists

OKLAHOMA NUMERICAL ROSTER

No.	Name	Position	Height	Weight	Class	Hometown (Last School)
1	Ryan Wright *	F	6-9	241	Sr.	Mississauga, Ontario (UCLA)
2	Steven Pledger	G	6-4	217	Fr.	Chesapeake, Va. (Atlantic Shores Christian School)
3	T.J. Franklin*	G	5-11	166	So.	Fort Worth, Texas (North Crowley HS)
4	Andrew Fitzgerald	F	6-8	258	Fr.	Baltimore Md. (Brewster Academy [N.H.])
5	Tony Crocker***	G	6-6	209	Sr.	San Antonio, Texas (The Patterson School [N.C.])
11	Tommy Mason-Griffin	G	5-11	203	Fr.	Houston, Texas (James Madison HS)
13	Willie Warren*	G	6-4	203	So.	Fort Worth, Texas (North Crowley HS)
21	Orlando Allen*	C	6-10	290	Jr.	Cincinnati, Ohio (Paris [TX] JC)
22	Ryan Randolph	G	6-4	194	Fr.	Oklahoma City, Okla. (Bishop McGuinness HS)
24	Tiny Gallon	F	6-9	290	Fr.	Vallejo, Calif. (Oak Hill Academy [Va.])
25	Kyle Hardrick	F	6-8	229	Fr.	Oklahoma City, Okla. (Putnam City HS)
34	Cade Davis**	G	6-5	199	Jr.	Elk City, Okla. (Elk City HS)
41	Ray Willis*	G	6-6	164	So.	Atlanta, Ga. (Westlake HS)
45	Beau Gerber***	F	6-8	230	Sr.	Winfield, Kan. (Winfield HS)

* Letters earned at Oklahoma

Big 12 Standings

Through Sunday, Feb. 7

Team	Big 12			Overall		
	W	L	Pct.	W	L	Pct.
Kansas	8	0	1.000	22	1	.957
Kansas State	6	3	.667	19	4	.826
Texas A&M	6	3	.667	17	6	.739
Texas	5	3	.625	19	4	.826
Missouri	5	3	.625	17	6	.739
Baylor	4	4	.500	17	5	.773
Oklahoma	4	4	.500	13	9	.591
Oklahoma State	4	5	.444	16	7	.696
Texas Tech	3	5	.375	15	7	.682
Iowa State	2	6	.250	13	10	.565
Colorado	2	7	.222	11	12	.478
Nebraska	1	7	.125	13	10	.565

**Oklahoma Quick Facts****Official Name:** University of Oklahoma**Location:** Norman, Okla.**Founded:** 1890**Enrollment:** 30,092**Nickname:** Sooners**Colors:** Crimson and Cream**President:** David L. Boren**Athletics Director:** Joe Castiglione**Arena:** Lloyd Noble Center (12,000)**First Year of Basketball:** 1907-08**NCAA Tournament Appearances:** 26**NIT Appearances:** 7**All-Time Record:** 1,511-951 (.614)**Regular Season Conference Championships:** 14 (1928, 1929, 1939, 1940, 1942, 1944, 1947, 1949, 1979, 1984, 1985, 1988, 1989, 2005)**Conference Tournament Championships:** 7 (1979, 1985, 1988, 1990, 2001, 2002, 2003)**Head Coach:** Jeff Capel (Duke '97)**Career Record:** 161-83 (eighth year)**Oklahoma Record:** 82-42 (fourth year)**NCAA Appearances:** 3 (2004, 2008, 2009)**NIT Appearances:** 1 (2005)**Assistant Coaches:** Ben Betts (Roanoke College '90), Mark Cline (Wake Forest '88), Oronde Taliaferro (Wayne State '94)**Director of Operations:** Bryan Goodman (Barat College '96)**Strength and Conditioning Coach:** Jozsef Szendrei**Assistant Strength Coach:** Kellen Sampson**Video Coordinator:** Dionne Phelps**Graduate Managers:** Derek Lanahan, Michael Neal**Athletics Trainer:** Alex Brown**Team Physician:** Dr. Brock Schnebel**Official Web Site:** SoonerSports.com

- ▶ The Sooners made nine first-half 3-pointers on 16 attempts (4-for-5 by Mason-Griffin and 4-for-8 by Davis).
- ▶ Mason-Griffin finished with a game-high 24 points, five rebounds and four assists. He was 5-for-7 from behind the arc.
- ▶ Davis recorded 20 points (third-highest career total) and 10 rebounds (second highest total) for his second career double-double.
- ▶ **Ryan Wright** had the most productive game of his career, finishing with 11 points and a career-high 14 rebounds for his first-ever double-double. He had five points and 10 rebounds in the first half.
- ▶ **Willie Warren** played just 16 minutes (sprained ankle) and had three points, two boards and two assists. He made his only field goal try.
- ▶ OU went 20-for-28 (.714) from the free throw line while the Longhorns went 10-for-37 (.370).

PREVIEWING TEXAS TECH

Texas Tech, which owns a 15-7 overall record and a 3-5 mark in Big 12 play, is 2-6 this year in true road games and has lost six straight away from home. The Red Raiders started the year 9-0 (they peaked at No. 16 in the Dec. 14 AP poll) but are 6-7 since. They are coming off an 81-74 home win over Oklahoma State on Saturday, a game in which they went 36-for-46 from the free throw line. In Big 12 play, Tech ranks sixth in the league in scoring offense (73.9), 12th in scoring defense (81.8), ninth in field goal percentage (.407), first in 3-point field goal percentage (.403) and seventh in free throw percentage (.675).

Two Red Raiders average double figures in scoring in league action, while three more produce at least 7.9 points a contest. Junior guard **John Roberson**, who went 13-for-14 at the free throw line and scored 28 points Saturday against Oklahoma State, averages 16.4 points and 5.6 assists (ranks second in Big 12) per league game. Roberson is shooting .432 from 3-point range in league play and averages 2.4 treys per game (ranks seventh in both categories). He's also made 28 of his 34 attempts from the foul line (.824). Junior forward **Mike Singletary** contributes 15.6 points and a team-high 8.1 rebounds (ranks sixth in league). Singletary, who scored 43 points against Texas A&M in last year's Big 12 Championship first round (including 29 straight for Tech), was 12-for-15 at the free throw line Saturday and finished with 22 points. Senior guard **Nick Okorie** is averaging 9.6 points in conference action and junior guards **Brad Reese** and **David Tairu** are averaging 8.8 and 7.9 points, respectively.

Pat Knight is in his third season as Texas Tech's head coach and owns a 31-31 (.500) record.

OU-TEXAS TECH SERIES HISTORY

Oklahoma owns a 29-17 series advantage against Texas Tech and has won five of the last six meetings. OU is 17-5 against the Red Raiders in Norman and is 11-3 at Lloyd Noble Center. Since the start of the Big 12 in 1996-97, OU is 20-9 against Texas Tech (10-3 in Norman). **Jeff Capel** is 5-2 against the Red Raiders as OU's head coach (3-0 in Norman).

EARLIER THIS YEAR AGAINST THE RED RAIDERS (BOX SCORE ON PAGE 13)

- ▶ It was a tale of two halves in Oklahoma's 75-65 loss at Texas Tech Jan. 23. OU held the Red Raiders to 23 points on .250 field goal shooting in the first half, but gave up 52 points on .516 shooting in the second. Tech was 0-for-4 from 3-point range before halftime and 7-for-11 after. The Sooners, who led 34-23 with 19 minutes left in the game, but were outscored 52-31 the rest of the way.
- ▶ Texas Tech went 8-for-35 (.229) from the field in the game's first 21:30, but went 16-for-28 (.571) afterward.
- ▶ Down 65-64, the Sooners were outscored 10-1 over the game's final 2:53.
- ▶ OU committed five turnovers in the first half and 11 in the second. Texas Tech outscored the Sooners in points off turnovers, 24-7.
- ▶ OU's 25 fouls marked a season high, while Tech's 31 free throw attempts were the second most by an OU opponent on the year.
- ▶ **Tommy Mason-Griffin** scored a then-career-high 26 points and pulled down a career-high-tying seven rebounds. The freshman, who played the entire game, was 4-for-9 from 3-point range and scored all of his points in the game's final 29 minutes.
- ▶ **Tony Crocker** recorded his sixth double-double of the year with 20 points and 13 rebounds. He had 12 points and nine boards by half.
- ▶ **Willie Warren** did not play due to a sprained ankle.

MASON-GRIFFIN ON A ROLL

- ▶ Over the last seven games, freshman point guard **Tommy Mason-Griffin** has played 276 out of 285 possible minutes and is averaging 20.0 points, 3.9 rebounds and 4.0 assists while shooting .521 from 3-point range (25-for-48).
- ▶ Mason-Griffin has led OU in scoring in four of the last five games (averaging 23.6 over the five contests). He did not pace the team in scoring in any of its first 17 games (averaged 10.2 points in those 17).
- ▶ The 5-11, 203-pounder leads the Big 12 (all games) in 3-point percentage (.463) and ranks fourth in assists (4.6 apg) and fifth in 3-pointers per game (2.3). In Big 12 play, he ranks first in 3-point percentage (.519) and second in treys per contest (3.4).
- ▶ Mason-Griffin leads OU and all Big 12 newcomers with his 18.3 scoring average in conference play.
- ▶ With eight regular season games remaining, Mason-Griffin already ranks fourth on OU's all-time freshman list in 3-point makes (50) and sixth in assists (101). No Oklahoma freshman has ever shot better from 3-point range for a season than Mason-Griffin's current .463 mark.
- ▶ Only one freshman in school history averaged more minutes per game than Mason-Griffin's current 34.3. That was **Wayman Tisdale** (averaged 34.5) in 1982-83.

MASON-GRIFFIN'S STELLAR NIGHT

Three games ago (Jan. 27), freshman **Tommy Mason-Griffin** propelled the Sooners to an 89-84 home win over Iowa State. On a night in which OU played without **Willie Warren** and **Tony Crocker** due to ankle injuries (the pair was averaging a combined 30 points a game), Mason-Griffin finished with 38 points and six assists while playing all 40 minutes (he battled leg cramps the final 3:45). The point guard was 13-for-21 from the field, 5-for-10 from 3-point range and 7-for-7 from the free throw line. His 38 points were....

- ▶ Five more than any other Big 12 player has scored this year.
- ▶ The most scored by an OU freshman since **Wayman Tisdale** in 1982-83.
- ▶ The most scored by a freshman guard in school history.
- ▶ Tied for the most scored by a point guard in school history (**Mookie Blaylock** also scored 38 against Iowa State in 1988-89).
- ▶ Tied for the fifth most by a freshman in Big 12 history (only Kansas State's **Michael Beasley** scored more).
- ▶ The second most scored by a Sooner since the 1993-94 season (**Blake Griffin** scored 40 last year).

AP Top 25 Poll

February 1

School	Record
1. Kansas (54)	20-1
2. Villanova (4)	19-1
3. Syracuse (6)	21-1
4. Kentucky (1)	20-1
5. Michigan State	19-3
6. West Virginia	17-3
7. Georgetown	16-4
8. Purdue	18-3
9. Texas	18-3
10. Kansas State	17-4
10. Duke	17-4
12. Brigham Young	21-2
13. Ohio State	16-6
14. Tennessee	16-4
15. New Mexico	20-3
16. Wisconsin	16-5
17. Gonzaga	17-4
18. Vanderbilt	16-4
19. Temple	18-4
20. Baylor	16-4
21. Georgia Tech	16-5
22. Pittsburgh	16-5
23. Butler	18-4
24. Northern Iowa	19-2
25. Mississippi	16-5

ESPN/USA Today Top 25 Poll

February 1

School	Record
1. Kansas (26)	20-1
2. Villanova (4)	19-1
3. Kentucky (1)	20-1
4. Syracuse	21-1
5. Michigan State	19-3
6. West Virginia	17-3
7. Purdue	18-3
8. Georgetown	16-4
9. Duke	17-4
10. Texas	18-3
11. Kansas State	17-4
12. Brigham Young	21-2
13. Gonzaga	17-4
14. Tennessee	16-4
15. Butler	18-4
16. Wisconsin	16-5
17. Temple	18-4
18. Ohio State	16-6
19. Georgia Tech	16-5
20. Vanderbilt	16-4
21. Pittsburgh	16-5
22. Northern Iowa	19-2
23. New Mexico	20-3
24. Baylor	16-4
25. Cornell	18-3

OU opponents in **bold****HOME IS WHERE THE "W" IS**

Oklahoma has won 12 straight games at Lloyd Noble Center and 31 of its last 32. The Sooners, who went 16-1 in Norman last year, are 11-0 this season and 451-73 (.861) since the building opened in 1975. They are 11-3 (.786) against Texas Tech at Lloyd Noble Center.

THE DIFFERENCE BETWEEN WINS AND LOSSES

- ▶ In their 13 wins, the Sooners are holding opponents to .403 field goal and .320 3-point shooting. In OU's nine losses, foes have shot .484 from the field and .441 from behind the arc.
- ▶ The Sooners have outrebounded their opponents by 2.7 per game in wins but have been outboarded by an average of 4.3 in losses.
- ▶ **Cade Davis** is averaging 12.9 points (.377 from 3-point range) in wins compared to 5.1 points (.250 from behind the arc) in losses. In four Big 12 wins, Davis is averaging 17.0 points (.473 field goal shooting). In four Big 12 losses he is averaging 6.8 points (.292 shooting).
- ▶ OU is averaging 9.2 3-point field goals per game in wins (.388 shooting) compared to 7.1 in losses (.303 shooting).

PICK YOUR POISON

Five different Sooners have each made at least 25 treys through the team's first 22 games. No other Big 12 team has more than three players with at least 25 3-point makes each heading into the week. **Tommy Mason-Griffin** leads OU with 50 makes (2.3 per game) and is followed by **Cade Davis** with 38 (1.7 per outing), **Tony Crocker** with 31 (1.5 per game), **Steven Pledger** with 30 (1.4 per contest) and **Willie Warren** with 25 (1.3 per game). OU ranks second in the Big 12 with its 8.4 treys per outing (the school record is 8.5 in 1998-99).

GUARDS SHOULDERING THE LOAD

Five of OU's top six scorers, including its top three, are guards. The Sooners' backcourt has accounted for 1,233 of the team's 1,625 points, or 76 percent. Four guards average at least 9.7 points a game while another averages 6.5. **Willie Warren** averages 16.1 points per outing and is followed by **Tommy Mason Griffin** (13.2), **Tony Crocker** (11.6), **Cade Davis** (9.7) and **Steven Pledger** (6.5). All five of those players have surpassed the 20-point mark at least twice this year (Warren has done it seven times, Mason-Griffin five times, Crocker and Davis three times each and Pledger twice). Mason-Griffin (twice), Crocker and Davis have all scored at least 20 points in a half this season. Last year, guards accounted for 52 percent of OU's points.

YOUTH MOVEMENT

The freshman foursome of **Tommy Mason-Griffin** (13.2 ppg), **Tiny Gallon** (10.3), **Steven Pledger** (6.5) and **Andrew Fitzgerald** (3.7) has combined to score 727 of the team's 1,625 points this year, or 45 percent. Mason-Griffin leads the Big 12 with his .463 3-point field goal percentage and fourth with his 4.6 assists per game. Gallon, who is shooting .535 from the field, ranks sixth in the Big 12 in rebounds per game (8.1) and seventh with six double-doubles (he missed out on another by one rebound). Pledger has knocked down 30 treys and has two games of more than 20 points. Fitzgerald has made five starts and is averaging 3.7 points on .500 field goal shooting.

CROCKER CLIMBING THE CHARTS

Senior guard **Tony Crocker** entered the year ranked 34th in school history in points (1,008) and seventh in 3-point makes (158). With a strong start to the season, the 6-6 San Antonio, Texas, product has vaulted to the No. 18 spot in points (1,252) and the No. 4 spot in 3-pointers (189). Crocker, who has started his last 86 games, needs 26 points to tie **Blake Griffin** (2008-09) for 17th place in scoring. At his current pace of 11.6 points per game, Crocker would finish the regular season ranked 15th on the Sooners' all-time scoring chart. Crocker's next target on the career 3-point makes list is **Tim Heskett** (1997-01). He needs 26 makes to tie Heskett for third on that list.

Crocker also has a chance to make a run at the top spot on OU's games played list. He entered the year with 102 career appearances and would finish the regular season with 131 if he plays in every remaining game. Depending on the Sooners' postseason fortunes, Crocker could challenge the record of 137 career games played by **Darryl "Choo" Kennedy** (1984-87).

Also, Crocker is six rebounds shy of becoming just the second Sooner (and first of the Big 12 era) to register at least 1,000 points, 500 rebounds and 150 3-pointers in a career. Forward **Ryan Minor** (1993-96) racked up 1,946 points, 767 rebounds and 170 treys.

QUANTIFYING OU'S BASKETBALL TRADITION

- ▶ This is the 103rd season of Oklahoma varsity basketball (the program's first game was Nov. 26, 1907).
- ▶ OU owns a 1,511-951 (.614) all-time record, ranking it 29th in NCAA Division I history in wins and 38th in winning percentage.
- ▶ Oklahoma has participated in four NCAA Final Fours (1939, 1947, 1988 and 2002) and in two NCAA championship games (it lost to Holy Cross in 1947 and to Kansas in 1988).
- ▶ OU has made 26 NCAA Tournament appearances and seven postseason NIT showings. Its 22 NCAA Tournament appearances over the last 27 years rank as the sixth most in the nation.
- ▶ No team in the country has made more postseason appearances over the last 28 years than Oklahoma's 27.
- ▶ The Sooners have won 14 regular season conference championships (most recently in 2005) and seven conference tournament titles (including the 2001, 2002 and 2003 crowns).
- ▶ The Sooners posted the eighth best NCAA Division I winning percentage (.731) in the 1980s and the ninth best (.738) in the 2000s.
- ▶ Twenty different Sooners have earned All-America honors a total of 30 times. They have earned consensus first-team All-America acclaim nine times and consensus second-team honors on four occasions.
- ▶ Wayman Tisdale was a three-time consensus first-team All-American during his three seasons at OU (1983-85).
- ▶ Oklahoma players have earned first-team all-conference accolades a total of 73 times.
- ▶ The Sooners own a winning record against 10 of the other 11 members of the Big 12 Conference (Kansas is the only league program with a series lead against OU).
- ▶ OU has played its home games in four different venues: the OU Gymnasium (1907-1919), the R.O.T.C. Armory (1919-1928), the OU Field House (1928-75) and Lloyd Noble Center (1975-present).

PLAYER NOTES

1 RYAN WRIGHT (6-9, 241, SENIOR, FORWARD)

- ▶ Averaging 4.0 points and 4.6 rebounds in 18.2 minutes a game (has started 8 games).
- ▶ Posted first career double-double Saturday vs. Texas (11 points and career-high 14 boards).
- ▶ Averaging 5.5 points (.625 FG%) and 6.0 boards in 20.6 minutes a game in Big 12 play.
- ▶ Shooting a team-best .582 from the field after posting a .341 mark last year.
- ▶ A transfer from UCLA (played 2 years there and competed in 2006 and 2007 Final Fours).
- ▶ Hails from Mississauga, Ontario, and is in graduate school.

2 STEVEN PLEDGER (6-4, 217, FRESHMAN, GUARD)

- ▶ Ranks 6th on team with his 6.5 points per game (averaged 13.7 through first 6 games).
- ▶ Ranks 4th on squad with 30 treys but is 5-for-29 (.172) from deep in Big 12 play.
- ▶ Scored 10 points Jan. 16 vs. Missouri (first double-digit scoring game since Nov. 28).
- ▶ Went 19-for-40 (.475) from 3-point range over first 6 games but is 11-for-59 (.186) since.
- ▶ Scored 21 points in opener vs. Mount St. Mary's and 23 vs. Houston (20 in first half).
- ▶ Rated by ESPN.com as the nation's No. 84 overall recruit last year.

3 T.J. FRANKLIN (5-11, 166, SOPHOMORE, GUARD)

- ▶ A walk-on who has played a total of 13 minutes in 9 games (has 2 points and 3 assists).
- ▶ Played in 12 games last year (27 total minutes) and recorded 3 points and 6 assists.
- ▶ Teamed with Willie Warren at North Crowley High School in Fort Worth, Texas, to go 38-1 two years ago and win the Class 5A state title.
- ▶ A Texas Association of Basketball Coaches Academic All-State selection as a senior.
- ▶ An electrical engineering major at OU who graduated No. 7 in his high school class.

4 ANDREW FITZGERALD (6-8, 258, FRESHMAN, FORWARD)

- ▶ Lone 5 starts have come over last 10 games (averaged 5.0 points and 2.4 rebounds in the 5).
- ▶ Averaging 3.7 points (.500 field goal shooting) in an average of 13.2 minutes a game on year.
- ▶ Scored 14 points and grabbed 5 boards in season opener against Mount St. Mary's (5-for-7 from field) and 10 points Nov. 28 against Nicholls State (3-for-4).
- ▶ Ranked No. 68 last year by ESPN.com, No. 70 by Rivals.com and No. 85 by Scout.com.

5 TONY CROCKER (6-6, 209, SENIOR, GUARD)

- ▶ Averaging 11.6 points, 6.4 rebounds and 1.6 assists in 31.6 minutes a contest.
- ▶ Shooting .423 from the field and .378 (31-for-82) from 3-point distance.
- ▶ Injured ankle Jan. 16 vs. Missouri (played 5 min.) and missed Jan. 27 game vs. Iowa State.
- ▶ His only 6 career double-doubles have come over his last 15 games.
- ▶ Recorded a career-high 33-point game (also had 13 rebounds) Dec. 9 vs. Centenary in which he set a Big 12 record for points in a half (29 in first) and tied the record for treys in a half (7).
- ▶ Has started 116 of his 123 career games, including each of his last 87.
- ▶ Ranks 18th in OU career scoring with 1,252 points (needs 26 to tie for 17th place).
- ▶ Ranks 4th on OU's career 3-point makes list with 189 (needs 26 to tie Tim Heskett for 3rd).

11 TOMMY MASON-GRIFFIN (5-11, 203, FRESHMAN, GUARD)

- ▶ Averaging 13.2 points, 3.0 rebounds and 4.6 assists per game (ranks 4th in Big 12 in assists).
- ▶ Leads team and all Big 12 newcomers with his 18.3 points per league game.
- ▶ Has led OU in scoring in 4 of last 5 games (averaging 23.6) after not doing it in first 17 games.
- ▶ Leads Big 12 in 3-point percentage (.446) and ranks 5th in treys per game (2.3).
- ▶ Shooting .519 from 3-point range (27-for-52) in Big 12 play (rest of team is 32-for-127; .252).
- ▶ Turned in a 38-point, 6-assist game vs. ISU Jan. 27 (most points ever by an OU frosh guard).
- ▶ His 38 points versus Cyclones also tied for the most by a point guard in school history.
- ▶ Has made at least 2 treys in all 8 Big 12 games and in 15 of last 18 games overall.
- ▶ Already ranks 4th among all-time OU freshmen in 3-pointers (50) and 6th in assists (101).

13 WILLIE WARREN (6-4, 203, SOPHOMORE, GUARD)

- ▶ The Sporting News' preseason national player of the year.
- ▶ Averaging team-high 16.1 points (ranks 10th in Big 12) and 4.2 assists (ranks 8th).
- ▶ Missed Jan. 23 and 27 games due to a sprained ankle sustained in practice.
- ▶ Has surpassed 20 points in 7 of his 19 games on the year.
- ▶ Ranks 9th in Big 12 with his .795 free throw percentage.
- ▶ Shooting .284 from 3-point range after shooting .372 as a freshman (is 4-for-20 in Big 12 play).
- ▶ Eleven of his 23 free throw misses on the year have come in 2 games (Arkansas and OSU).
- ▶ Was last year's unanimous choice as Big 12 Freshman of the Year after averaging 14.6 points and 3.1 assists, and setting school frosh records for starts (34) and 3-point makes (67).

21 ORLANDO ALLEN (6-10, 290, JUNIOR, CENTER)

- ▶ Averaging 1.4 points and 2.1 rebounds in 7.8 minutes per game (has not played in last 8).
- ▶ Scored 4 points in 3 minutes of play Dec. 9 against Centenary.
- ▶ Made first career start against Houston Nov. 26 and finished with a career-high 7 rebounds.
- ▶ Averaged 1.8 points in 4.6 minutes a game last year and shot .577 (played in 19 contests).
- ▶ Team's tallest player who also boasts its longest wingspan at 88.5 inches (7 feet, 4.5 inches).

24 TINY GALLON (6-9, 290, FRESHMAN, FORWARD)

- ▶ Averaging 10.3 points and a team-high 8.1 boards (ranks 6th in Big 12) in 23.0 minutes.
- ▶ Shooting .535 from the field and has made 54-of-77 free throw tries (.701).
- ▶ Ranks 7th in Big 12 with his 6 double-doubles (missed out on a 7th by 1 rebound).
- ▶ Has recorded 15 or more rebounds 3 times.
- ▶ Averaging just 18.0 minutes over the last 6 contests.
- ▶ Had 18 points and 15 rebounds in season opener against Mount St. Mary's (15 boards were most by an OU frosh in a debut since Alvan Adams' 28 in 1972).
- ▶ Named to the Great Alaska Shootout all-tournament team after averaging 12.7 points and 9.0 rebounds and shooting .708 from the field.
- ▶ No. 9-rated recruit nationally last year by Rivals.com (No. 2 at center position).
- ▶ Led last year's McDonald's All-American Game with 20 points.
- ▶ Weighed 12 pounds, 11 ounces at birth and peaked at 360 pounds.

25 KYLE HARDRICK (6-7, 229, FRESHMAN, FORWARD)

- ▶ Has played a total of 3 minutes in 2 games this season.
- ▶ A 3-star recruit by Rivals.com and Scout.com last year.
- ▶ Won Class 6A state championship last year with 25-4 Putnam City High School.
- ▶ Averaged 10.3 points and 10.1 rebounds a contest as a high school senior.
- ▶ Verbally committed to Oklahoma in May 2006 (Jeff Capel's first month at OU).

34 CADE DAVIS (6-5, 199, JUNIOR, GUARD)

- ▶ Averaging 9.7 points and a team-high 1.6 steals (ranks 9th in Big 12) in 29.3 minutes a game.
- ▶ Averaging 19.0 points over last 3 games (11-for-26 from 3-point range; .423).
- ▶ Turned in a 24-point, 3-steal game against Iowa State 3 games ago (4-for-9 on treys).
- ▶ Coming off a 20-point, 10-rebound game against No. 9 Texas (second career double-double).
- ▶ Has recorded 8 games of at least 3 steals (and 3 more games of 2 steals).
- ▶ Recorded his first career double-double Jan. 16 against Missouri (15 points, career-high 11 rebounds) despite receiving IV treatment before game and at halftime due to illness.
- ▶ Scored a career-high 25 points (20 in first half on 6 treys) Dec. 19 vs. Northern Colorado.
- ▶ Defended Arkansas' Rotnei Clarke (who was averaging 26.7 points and 5.8 treys a contest) Dec. 2 and held him to 11 points on 1-for-6 shooting from behind the arc.
- ▶ Sports a .776 free throw percentage and had a streak of 19 makes in a row.
- ▶ Was 23-for-23 on free throws as a freshman but went 21-for-32 last year (.656).
- ▶ Ninety-seven of his 151 career field goals (64 percent) have been 3-pointers.
- ▶ Has made 25 career starts (6 as a freshman, 1 last year and 18 this year).

41 RAY WILLIS (6-6, 164, SOPHOMORE, GUARD)

- ▶ Averaging 3.2 points in his 10 games (12.7 minutes per outing).
- ▶ Played a career-high 32 minutes Jan. 27 vs. Iowa State and registered 6 points and career highs of 7 rebounds and 3 assists.
- ▶ Has made 6 of his 15 attempts from 3-point range on the season (.400).
- ▶ Scored a season-high 8 points Dec. 31 at Gonzaga (did not play in team's previous 3 games) and followed with 7 points and 5 boards against Maryland Eastern Shore Jan. 4.
- ▶ Averaged 3.3 points in his 16 games last year as a freshman (6.4 minutes a contest).
- ▶ Ranked No. 61 in the 2008 recruiting class by Scout.com and No. 109 by Rivals.com.
- ▶ Owns an 83-inch wingspan (6 feet, 11 inches).

45 BEAU GERBER (6-8, 230, SENIOR, FORWARD)

- ▶ Has played 7 total minutes this year in 6 games.
- ▶ Scored only 4 points of season Dec. 9 in 1 minute of action against Centenary.
- ▶ A former walk-on who is now on scholarship.
- ▶ Played in 13 games last year and finished with 8 points and 9 rebounds.
- ▶ A first-team 5A all-state selection at Winfield (Kan.) High School in 2006.
- ▶ Was a second-team all-state pick as a high school junior.

OVERALL STATISTICS (13-9)

#	Player	gp-gs	min	avg	Total		3-Point		F-Throw		Rebounds					pf	dq	a	to	blk	stl	pts	avg
					fg-fga	fg%	3fg-fga	3fg%	ft-fa	ft%	off	def	tot	avg									
13	Warren, Willie	19-18	611	32.2	96-221	.434	25-88	.284	89-112	.795	14	51	65	3.4	43	2	79	72	1	18	306	16.1	
11	Mason-Griffin, Tommy	22-18	755	34.3	99-236	.419	50-108	.463	43-57	.754	11	56	67	3.0	28	0	101	53	0	17	291	13.2	
05	Crocker, Tony	21-21	664	31.6	83-196	.423	31-82	.378	47-64	.734	38	96	134	6.4	44	2	33	30	14	20	244	11.6	
24	Gallon, Tiny	22-17	506	23.0	84-157	.535	4-14	.286	54-77	.701	61	118	179	8.1	63	3	18	49	16	10	226	10.3	
34	Davis, Cade	22-18	644	29.3	69-177	.390	38-113	.336	38-49	.776	19	60	79	3.6	50	1	16	13	4	35	214	9.7	
02	Pledger, Steven	22-3	438	19.9	46-124	.371	30-99	.303	22-26	.846	11	27	38	1.7	34	0	13	17	4	8	144	6.5	
01	Wright, Ryan	21-8	382	18.2	32-55	.582	0-1	.000	21-35	.600	25	71	96	4.6	48	2	6	13	10	7	85	4.0	
04	Fitzgerald, Andrew	18-5	238	13.2	24-48	.500	0-0	.000	18-27	.667	16	14	30	1.7	17	0	6	12	3	7	66	3.7	
41	Willis, Ray	10-1	127	12.7	10-36	.278	6-15	.400	6-8	.750	7	12	19	1.9	10	0	4	6	5	3	32	3.2	
21	Allen, Orlando	8-1	62	7.8	4-8	.500	0-0	.000	3-4	.750	5	12	17	2.1	12	0	0	4	5	0	11	1.4	
45	Gerber, Beau	6-0	7	1.2	2-3	.667	0-0	.000	0-0	.000	1	0	1	0.2	0	0	0	2	0	0	4	0.7	
03	Franklin, T.J.	9-0	13	1.4	0-2	.000	0-0	.000	2-6	.333	0	1	1	0.1	1	0	3	2	0	0	2	0.2	
25	Hardrick, Kyle	2-0	3	1.5	0-0	.000	0-0	.000	0-0	.000	0	1	1	0.5	1	0	0	0	0	0	0	0.0	
Team											29	32	61										
Total.....		22	4450		549-1263	.435	184-520	.354	343-465	.738	237	551	788	35.8	351	10	279	275	62	125	1625	73.9	
Opponents.....		22	4450		571-1313	.435	168-458	.367	256-373	.686	250	542	792	36.0	419	11	304	275	74	143	1566	71.2	

BIG 12 STATISTICS (4-4)

#	Player	gp-gs	min	avg	Total		3-Point		F-Throw		Rebounds					pf	dq	a	to	blk	stl	pts	avg
					fg-fga	fg%	3fg-fga	3fg%	ft-fa	ft%	off	def	tot	avg									
11	Mason-Griffin, Tommy	8-7	294	36.8	47-104	.452	27-52	.519	25-32	.781	2	26	28	3.5	7	0	29	22	0	4	146	18.3	
34	Davis, Cade	8-8	267	33.4	33-79	.418	15-45	.333	14-21	.667	11	28	39	4.9	23	0	7	7	2	13	95	11.9	
13	Warren, Willie	6-5	190	31.7	20-52	.385	4-20	.200	22-32	.688	4	20	24	4.0	14	1	20	20	0	3	66	11.0	
05	Crocker, Tony	7-7	204	29.1	20-65	.308	6-23	.261	10-12	.833	10	20	30	4.3	19	2	11	12	3	5	56	8.0	
24	Gallon, Tiny	8-6	173	21.6	23-50	.460	0-4	.000	18-26	.692	13	42	55	6.9	21	1	4	25	3	4	64	8.0	
01	Wright, Ryan	8-3	165	20.6	15-24	.625	0-0	.000	14-23	.609	13	35	48	6.0	25	2	2	5	2	2	44	5.5	
02	Pledger, Steven	8-0	154	19.3	9-39	.231	5-29	.172	10-11	.909	5	16	21	2.6	8	0	2	8	2	2	33	4.1	
04	Fitzgerald, Andrew	7-3	110	15.7	7-16	.438	0-0	.000	4-7	.571	2	7	9	1.3	12	0	4	3	1	2	18	2.6	
41	Willis, Ray	4-1	64	16.0	3-16	.188	2-6	.333	0-0	.000	5	5	10	2.5	6	0	3	4	3	2	8	2.0	
45	Gerber, Beau	2-0	2	1.0	0-0	.000	0-0	.000	0-0	.000	0	0	0	0.0	0	0	0	0	0	0	0	0.0	
03	Franklin, T.J.	2-0	2	1.0	0-0	.000	0-0	.000	0-4	.000	0	1	1	0.5	0	0	0	0	0	0	0	0.0	
Team											13	9	22										
Total.....		8	1625		177-445	.398	59-179	.330	117-168	.696	78	209	287	35.9	135	6	82	106	16	37	530	66.2	
Opponents.....		8	1625		209-480	.435	53-144	.368	96-155	.619	92	216	308	38.5	154	3	105	90	31	55	567	70.9	

WINS ONLY STATISTICS

#	Player	gp-gs	min	avg	Total		3-Point		F-Throw		Rebounds											pts	avg
					fg-fga	fg%	3fg-fga	3fg%	ft-fta	ft%	off	def	tot	avg	pf	dq	a	to	blk	stl			
13	Warren, Willie	11-10	343	31.2	53-119	.445	12-43	.279	53-70	.757	9	26	35	3.2	28	1	54	40	0	15	171	15.5	
11	Mason-Griffin, Tommy	13-12	467	35.9	59-138	.428	31-66	.470	28-37	.757	6	36	42	3.2	14	0	63	33	0	14	177	13.6	
34	Davis, Cade	13-11	412	31.7	58-130	.446	29-77	.377	23-33	.697	13	42	55	4.2	24	0	8	9	2	23	168	12.9	
05	Crocker, Tony	12-12	372	31.0	52-111	.468	22-48	.458	28-37	.757	24	60	84	7.0	19	1	16	14	10	12	154	12.8	
24	Gallon, Tiny	13-11	302	23.2	48-100	.480	3-10	.300	30-42	.714	36	82	118	9.1	34	1	13	24	11	8	129	9.9	
02	Pledger, Steven	13-2	258	19.8	29-70	.414	19-55	.345	13-15	.867	5	20	25	1.9	20	0	8	10	3	4	90	6.9	
01	Wright, Ryan	13-4	235	18.1	24-44	.545	0-0	.000	13-21	.619	19	44	63	4.8	25	1	3	9	7	4	61	4.7	
41	Willis, Ray	5-1	75	15.0	7-22	.318	4-10	.400	4-6	.667	5	11	16	3.2	2	0	4	3	3	1	22	4.4	
04	Fitzgerald, Andrew	12-2	144	12.0	14-28	.500	0-0	.000	11-15	.733	10	8	18	1.5	8	0	5	6	2	4	39	3.3	
21	Allen, Orlando	5-0	24	4.8	3-5	.600	0-0	.000	0-0	.000	1	5	6	1.2	5	0	0	2	1	0	6	1.2	
45	Gerber, Beau	4-0	5	1.3	2-3	.667	0-0	.000	0-0	.000	1	0	1	0.3	0	0	0	2	0	0	4	1.0	
03	Franklin, T.J.	5-0	10	2.0	0-2	.000	0-0	.000	2-2	1.000	0	0	0	0.0	1	0	3	2	0	0	2	0.4	
25	Hardrick, Kyle	2-0	3	1.5	0-0	.000	0-0	.000	0-0	.000	0	1	1	0.5	1	0	0	0	0	0	0	0.0	
Team											15	24	39				1						
Total.....		13	2650		349-772	.452	120-309	.388	205-278	.737	144	359	503	38.7	181	4	177	155	39	85	1023	78.7	
Opponents.....		13	2650		319-792	.403	90-281	.320	114-181	.630	151	317	468	36.0	249	8	166	188	41	86	842	64.8	

LOSSES ONLY STATISTICS

#	Player	gp-gs	min	avg	Total		3-Point		F-Throw		Rebounds											pts	avg
					fg-fga	fg%	3fg-fga	3fg%	ft-fta	ft%	off	def	tot	avg	pf	dq	a	to	blk	stl			
13	Warren, Willie	8-8	268	33.5	43-102	.422	13-45	.289	36-42	.857	5	25	30	3.8	15	1	25	32	1	3	135	16.9	
11	Mason-Griffin, Tommy	9-6	288	32.0	40-98	.408	19-42	.452	15-20	.750	5	20	25	2.8	14	0	38	20	0	3	114	12.7	
24	Gallon, Tiny	9-6	204	22.7	36-57	.632	1-4	.250	24-35	.686	25	36	61	6.8	29	2	5	25	5	2	97	10.8	
05	Crocker, Tony	9-9	292	32.4	31-85	.365	9-34	.265	19-27	.704	14	36	50	5.6	25	1	17	16	4	8	90	10.0	
02	Pledger, Steven	9-1	180	20.0	17-54	.315	11-44	.250	9-11	.818	6	7	13	1.4	14	0	5	7	1	4	54	6.0	
34	Davis, Cade	9-7	232	25.8	11-47	.234	9-36	.250	15-16	.938	6	18	24	2.7	26	1	8	4	2	12	46	5.1	
04	Fitzgerald, Andrew	6-3	94	15.7	10-20	.500	0-0	.000	7-12	.583	6	6	12	2.0	9	0	1	6	1	3	27	4.5	
01	Wright, Ryan	8-4	147	18.4	8-11	.727	0-1	.000	8-14	.571	6	27	33	4.1	23	1	3	4	3	3	24	3.0	
41	Willis, Ray	5-0	52	10.4	3-14	.214	2-5	.400	2-2	1.000	2	1	3	0.6	8	0	0	3	2	2	10	2.0	
35	Allen, Orlando	3-1	38	12.7	1-3	.333	0-0	.000	3-4	.750	4	7	11	3.7	7	0	0	2	4	0	5	1.7	
45	Gerber, Beau	2-0	2	1.0	0-0	.000	0-0	.000	0-0	.000	0	0	0	0.0	0	0	0	0	0	0	0	0.0	
03	Franklin, T.J.	4-0	3	0.8	0-0	.000	0-0	.000	0-4	.000	0	1	1	0.3	0	0	0	0	0	0	0	0.0	
Team											14	8	22				1						
Total.....		9	1800		200-491	.407	64-211	.303	138-187	.738	93	192	285	31.7	170	6	102	120	23	40	602	66.9	
Opponents.....		9	1800		252-521	.484	78-177	.441	142-192	.740	99	225	324	36.0	170	3	138	87	33	57	724	80.4	

SEASON RESULTS

Date	Opponent	Score	W/L	Attend.	Points Leader	Rebounds Leader	Assists Leader
11/14	Mount St. Mary's	95-71	W	10,490	Pledger.....21	Gallon 15	Warren 11
11/17	ULM	94-53	W	9,575	Warren24	Gallon 10	Mason-Griffin 5
11/21	at VCU	69-82	L	7,547	Crocker19	Gallon 11	Mason-Griffin 6
11/25	vs. San Diego #	64-76	L	5,901	Warren30	Allen 7	Mason-Griffin 5
11/26	vs. Houston #	93-100	L	5,447	Warren25	Crocker 10	Warren 7
11/28	vs. Nicholls State #	81-62	W	5,408	Davis.....18	Gallon 12	Mason-Griffin 6
12/2	Arkansas	67-47	W	10,612	Crocker16	Crocker 16	Warren 4
12/6	Arizona §	79-62	W	10,030	Warren25	Gallon 7	Mason-Griffin 6
12/9	Centenary	86-62	W	9,456	Crocker33	Gallon 15	Mason-Griffin 7
12/12	at Utah	78-73	W (OT)	9,268	Warren27	Crocker 10	Warren 4
12/19	Northern Colorado	80-79	W	10,528	Davis.....25	Crocker 10	Mason-Griffin, Warren 4
12/21	vs. UTEP %	74-89	L	8,681	Warren26	Crocker, Gallon 8	Warren 4
12/31	vs. Gonzaga &	69-83	L	11,452	Warren19	Fitzgerald, Gallon 5	Mason-Griffin 10
1/4	Maryland Eastern Shore	88-54	W	9,402	Davis.....19	Crocker, Gallon 12	Mason-Griffin 7
1/9	at Baylor	60-91	L	8,757	Gallon17	Gallon, Warren 5	Crocker 5
1/11	Oklahoma State	62-57	W (OT)	11,143	Warren15	Gallon 18	Warren 7
1/16	Missouri	66-61	W	12,384	Warren21	Davis 11	Mason-Griffin, Warren 5
1/19	at Texas A&M	62-65	L	11,109	Mason-Griffin21	Davis, Gallon 7	Mason-Griffin 5
1/23	at Texas Tech	65-75	L	10,408	Mason-Griffin26	Crocker 13	Davis 3
1/27	Iowa State	89-84	W	9,468	Mason-Griffin38	Willis 7	Mason-Griffin 6
1/30	at Nebraska	46-63	L	10,854	Davis.....13	Davis 13	Mason-Griffin 4
2/6	Texas (9)	80-71	W	12,036	Mason-Griffin24	Wright..... 14	Mason-Griffin 4
2/9	Texas Tech						
2/13	at Oklahoma State						
2/17	at Colorado						
2/20	Kansas State						
2/22	at Kansas						
2/27	Baylor						
3/1	at Texas						
3/6	Texas A&M						

Associated Press rankings in parentheses

Great Alaska Shootout (Anchorage, Alaska)

§ Big 12/Pac-10 Hardwood Series

% All-College Classic (Oklahoma City, Okla.)

& at Spokane Veterans Memorial Arena

Record Summary	Overall	Home	Away	Neutral	Attendance Summary	Totals	Avg./Game
All Games	13-9	11-0	1-5	1-4	Home	115,124	10,466
Big 12 Games	4-4	4-0	0-4	0-0	Away	57,943	9,657
Non-Conference Games	9-5	7-0	1-1	1-4	Neutral	36,889	7,378
					Total	209,956	9,543

POINTS, REBOUNDS, ASSISTS

Date	Opponent	1 WRIGHT	2 PLEDGER	3 FRANKLIN	4 FTZGRLD.	5 CROCKER	11 MAS.-GRIFF.	13 WARREN	21 ALLEN	24 GALLON	25 HARDRICK	34 DAVIS	41 WILLIS	45 GERBER
11/14	Mount St. Mary's	<u>4-5-0</u>	21-1-0	2-0-1	14-5-1	<u>4-4-1</u>	<u>11-3-4</u>	<u>15-4-11</u>	0-2-0	<u>18-15-2</u>	0-0-0	1-3-0	5-2-0	0-0-0
11/17	ULM	<u>6-4-1</u>	8-1-0	DNP	0-0-0	<u>13-3-1</u>	<u>9-3-5</u>	<u>24-1-4</u>	DNP	<u>3-10-0</u>	DNP	9-3-0	DNP	DNP
11/21	at VCU	<u>4-5-1</u>	11-1-3	0-0-0	2-0-0	<u>19-6-0</u>	<u>10-7-6</u>	<u>8-4-5</u>	DNP	<u>15-11-0</u>	DNP	0-2-0	0-0-0	DNP
11/25	vs. San Diego #	<u>2-2-0</u>	5-1-0	DNP	4-2-0	<u>3-3-1</u>	<u>2-1-5</u>	<u>30-5-3</u>	5-7-0	<u>8-6-0</u>	DNP	5-3-1	DNP	DNP
11/26	vs. Houston #	DNP	<u>23-3-1</u>	0-0-0	DNP	<u>8-10-3</u>	11-1-5	<u>25-1-7</u>	<u>0-4-0</u>	15-9-1	DNP	<u>11-4-0</u>	DNP	DNP
11/28	vs. Nicholls State #	0-0-0	<u>14-1-3</u>	0-0-0	10-4-1	<u>14-3-3</u>	<u>10-1-6</u>	DNP	0-0-0	<u>15-12-3</u>	DNP	<u>18-3-2</u>	DNP	DNP
12/2	Arkansas	4-3-1	4-1-2	0-0-0	0-0-0	<u>16-16-2</u>	<u>13-2-3</u>	<u>13-3-4</u>	DNP	<u>6-6-0</u>	DNP	<u>11-2-0</u>	DNP	DNP
12/6	Arizona §	7-2-0	2-1-0	0-0-0	0-1-0	<u>13-5-1</u>	<u>10-4-6</u>	<u>25-2-4</u>	DNP	<u>14-7-1</u>	0-1-0	<u>8-3-1</u>	0-0-0	0-0-0
12/9	Centenary	0-5-0	7-2-0	0-0-2	0-1-0	<u>33-13-1</u>	<u>9-3-7</u>	<u>9-2-4</u>	4-2-0	<u>16-15-1</u>	DNP	<u>0-3-2</u>	4-2-0	4-1-0
12/12	at Utah	3-7-0	0-1-0	DNP	0-0-0	<u>12-10-1</u>	<u>18-6-3</u>	<u>27-8-4</u>	0-0-0	<u>9-3-0</u>	DNP	<u>9-4-0</u>	DNP	DNP
12/19	Northern Colorado	4-4-0	6-1-0	DNP	DNP	<u>24-10-2</u>	<u>8-4-4</u>	<u>4-1-4</u>	DNP	<u>9-5-2</u>	DNP	<u>25-3-2</u>	DNP	DNP
12/21	vs. UTEP %	2-4-0	0-1-0	DNP	DNP	<u>10-8-2</u>	<u>20-3-1</u>	<u>26-3-4</u>	DNP	<u>13-8-1</u>	DNP	<u>3-1-0</u>	DNP	DNP
12/31	vs. Gonzaga &	<u>2-4-0</u>	5-0-0	DNP	<u>13-5-0</u>	<u>5-1-2</u>	9-0-10	<u>19-4-0</u>	0-0-0	8-5-1	DNP	<u>0-3-1</u>	8-0-0	DNP
1/4	Md. Eastern Shore	3-3-1	<u>5-2-2</u>	0-0-0	<u>5-3-0</u>	<u>14-12-2</u>	5-1-7	<u>15-3-5</u>	2-2-0	13-12-2	DNP	<u>19-3-0</u>	7-5-1	0-0-0
1/9	at Baylor	1-1-0	4-3-0	0-1-0	<u>4-2-1</u>	<u>16-2-5</u>	6-1-1	<u>9-5-3</u>	DNP	<u>17-5-0</u>	DNP	<u>3-1-2</u>	0-1-0	0-0-0
1/11	Oklahoma State	3-2-0	3-4-0	DNP	0-1-0	<u>5-4-0</u>	<u>14-4-3</u>	<u>15-5-7</u>	DNP	<u>13-18-0</u>	DNP	<u>9-4-0</u>	DNP	DNP
1/16	Missouri	12-8-0	10-5-0	DNP	0-1-0	<u>0-2-0</u>	<u>8-4-5</u>	<u>21-4-5</u>	DNP	<u>0-7-0</u>	DNP	<u>15-11-0</u>	DNP	DNP
1/19	at Texas A&M	4-2-0	0-2-0	DNP	DNP	<u>4-5-2</u>	<u>21-3-5</u>	<u>14-6-1</u>	DNP	<u>10-7-0</u>	DNP	<u>9-7-0</u>	DNP	DNP
1/23	at Texas Tech	<u>7-7-0</u>	3-2-1	DNP	<u>0-0-0</u>	<u>20-13-0</u>	<u>26-7-1</u>	DNP	DNP	5-4-0	DNP	<u>2-2-3</u>	2-1-0	DNP
1/27	Iowa State	<u>4-6-0</u>	1-1-0	DNP	7-0-2	DNP	<u>38-2-6</u>	DNP	DNP	<u>9-6-1</u>	DNP	<u>24-3-1</u>	<u>6-7-3</u>	DNP
1/30	at Nebraska	2-8-2	3-0-0	0-0-0	4-3-0	<u>5-2-2</u>	<u>9-2-4</u>	<u>4-2-2</u>	DNP	<u>6-6-2</u>	DNP	<u>13-1-1</u>	0-1-0	0-0-0
2/6	Texas (9)	<u>11-14-0</u>	9-4-1	DNP	<u>3-2-1</u>	<u>6-2-2</u>	<u>24-5-4</u>	3-2-2	DNP	4-2-1	DNP	<u>20-10-0</u>	DNP	DNP
2/9	Texas Tech													
2/13	at Oklahoma State													
2/17	at Colorado													
2/20	Kansas State													
2/22	at Kansas													
2/27	Baylor													
3/1	at Texas													
3/6	Texas A&M													

Starters underlined

Associated Press rankings in parentheses

Great Alaska Shootout (Anchorage, Alaska)

§ Big 12/Pac-10 Hardwood Series

% All-College Classic (Oklahoma City, Okla.)

& at Spokane Veterans Memorial Arena

GAME-BY-GAME TEAM STATS

	FG-A	Pct.	3FG-A	Pct.	FT-A	Pct.	O/D/T	PF	A	TO	B	S	1	2	TP
Mount St. Mary's at Oklahoma (17)	27-62 32-71	.435 .451	6-19 6-16	.316 .375	11-18 25-28	.611 .893	6/24/30 18/33/51	22 19	11 20	15 15	6 2	9 3	36 49	35 46	71 95
ULM at Oklahoma (17)	25-55 21-44	.455 .477	6-19 6-17	.316 .353	5-5 24-29	1.000 .828	12/15/27 10/17/27	23 9	5 11	17 13	1 3	8 6	24 27	37 45	61 72
Oklahoma (17) at VCU	24-59 28-60	.407 .467	5-26 9-25	.192 .360	16-22 17-21	.727 .810	14/24/38 10/25/35	19 22	15 17	15 11	3 3	10 7	34 44	35 38	69 82
Oklahoma (25) # vs. San Diego #	19-58 25-57	.328 .439	7-25 8-23	.280 .348	19-21 18-22	.905 .818	12/19/31 15/27/42	21 16	10 9	13 13	4 5	7 8	27 33	37 43	64 76
Houston # vs. Oklahoma (25) #	31-67 30-56	.463 .536	12-26 11-26	.462 .423	26-36 22-27	.722 .815	17/17/34 11/24/35	19 22	20 17	7 18	3 5	11 2	47 52	53 41	100 93
Oklahoma (25) # vs. Nicholls State #	29-48 23-59	.604 .390	13-23 11-32	.565 .344	10-13 3-4	.769 .750	6/19/25 17/13/30	7 12	18 19	14 17	1 1	11 5	37 39	44 21	81 60
Arkansas at Oklahoma	20-54 23-46	.370 .500	3-18 9-21	.167 .429	4-9 12-22	.444 .545	8/20/28 6/29/35	21 13	9 12	12 12	1 2	4 5	27 34	20 33	47 67
Arizona § at Oklahoma §	22-50 26-54	.440 .481	9-17 8-22	.529 .364	9-13 19-23	.692 .826	5/27/32 4/24/28	19 14	13 13	17 7	2 2	5 9	26 44	36 35	62 79
Centenary at Oklahoma	23-62 34-73	.371 .466	10-27 10-30	.370 .333	6-10 8-9	.600 .889	9/24/33 16/33/49	16 13	17 17	13 10	0 9	7 8	25 47	37 39	62 86
Oklahoma at Utah	22-64 27-67	.344 .403	8-20 5-24	.400 .208	26-34 14-22	.765 .636	15/32/47 14/31/45	19 25	8 14	10 14	3 13	7 7	36 42	31 25	78 73
Northern Colorado at Oklahoma	31-66 27-56	.470 .482	10-24 14-29	.417 .483	7-8 12-19	.875 .632	13/27/40 8/23/31	18 14	20 14	12 12	0 6	6 5	40 39	39 41	79 80
UTEP % vs. Oklahoma %	33-57 26-61	.579 .426	10-16 9-32	.625 .281	13-19 13-20	.684 .650	6/30/36 11/19/30	21 16	16 8	9 10	2 1	4 3	47 30	42 44	89 74
Oklahoma & vs. Gonzaga &	25-50 29-57	.500 .509	8-20 11-26	.400 .423	11-14 14-17	.786 .824	7/18/25 12/21/33	18 20	14 10	13 10	0 2	3 5	34 52	35 31	69 83
Maryland Eastern Shore at Oklahoma	18-60 34-78	.300 .436	5-18 11-34	.278 .324	13-14 9-16	.929 .563	14/25/39 21/28/49	14 12	9 20	18 7	4 5	2 9	27 49	27 39	54 88
Oklahoma at Baylor	20-56 34-58	.357 .586	5-20 10-20	.250 .500	15-25 13-15	.600 .867	11/15/26 9/29/38	14 19	12 18	11 11	0 9	4 7	26 41	34 50	60 91
Oklahoma State at Oklahoma	19-69 22-58	.275 .379	5-25 6-22	.200 .273	14-23 12-23	.609 .522	13/36/49 5/40/45	21 16	4 10	13 15	3 2	12 6	29 28	25 26	57 62
Missouri at Oklahoma	23-64 22-54	.359 .407	5-21 8-25	.238 .320	10-14 14-17	.714 .824	12/23/35 12/32/44	17 13	14 10	11 20	4 2	10 3	32 27	29 39	61 66
Oklahoma at Texas A&M	20-50 24-48	.400 .500	6-18 6-17	.333 .353	16-23 11-17	.696 .647	10/23/33 5/25/30	19 21	8 14	9 2	1 3	5 3	29 39	33 26	62 65
Oklahoma at Texas Tech	21-58 24-63	.362 .381	5-22 7-13	.227 .538	18-22 20-31	.818 .645	10/30/40 13/27/40	25 20	5 13	16 8	4 4	2 6	31 23	34 52	65 75
Iowa State at Oklahoma	33-56 32-66	.589 .485	10-19 11-26	.526 .423	8-14 14-17	.571 .824	10/24/34 12/16/28	18 12	17 13	18 9	3 1	6 8	32 48	52 41	84 89
Oklahoma at Nebraska	15-43 24-54	.349 .444	8-22 5-11	.364 .455	8-13 10-14	.615 .714	7/20/27 12/24/36	16 15	13 11	15 9	5 3	4 6	20 29	26 34	46 63
Texas (9) at Oklahoma	28-68 25-60	.412 .417	5-18 10-24	.278 .417	10-27 20-28	.370 .714	18/26/46 11/33/44	23 20	14 11	11 11	3 1	5 5	30 48	41 32	71 80
Texas Tech at Oklahoma															
Oklahoma at Oklahoma State															
Oklahoma at Colorado															
Kansas State at Oklahoma															
Oklahoma at Kansas															
Baylor at Oklahoma															
Oklahoma at Texas															
Texas A&M at Oklahoma															

Associated Press rankings in parentheses

Great Alaska Shootout (Anchorage, Alaska)

§ Big 12/Pac-10 Hardwood Series

% All-College Classic (Oklahoma City, Okla.)

& at Spokane Veterans Memorial Arena

TEAM HIGHS AND LOWS

OKLAHOMA

	HIGH	LOW
Points	95 vs. Mount St. Mary's (11/14)	46 vs. Nebraska (1/30)
Points in a Half	52 (first) vs. Houston (11/26)	20 (first) vs. Nebraska (1/30)
Winning Margin	34 vs. Maryland Eastern Shore (1/4)	1 vs. Northern Colorado (12/19)
Field Goals	34 vs. Centenary (12/9) and Md. Eastern Shore (1/4)	15 vs. Nebraska (1/30)
Field Goal Attempts	78 vs. Maryland Eastern Shore (1/4)	43 vs. Nebraska (1/30)
Field Goal Percentage	.604 (29-for-48) vs. Nicholls State (11/28)	.328 (19-for-58) vs. San Diego (11/25)
3-Point Field Goals	14 vs. Northern Colorado (12/19)	5 vs. VCU (11/21), Baylor (1/9) and Texas Tech (1/23)
3-Point Field Goal Attempts	34 vs. Maryland Eastern Shore (1/4)	16 vs. Mount St. Mary's (11/14)
3-Point Field Goal Percentage (min. 10 att.)	.565 (13-for-23) vs. Nicholls State (11/28)	.192 (5-for-26) vs. VCU (11/21)
Free Throws Made	26 vs. Utah (12/12)	8 vs. Centenary (12/9) and Nebraska (1/30)
Free Throw Attempts	34 vs. Utah (12/12)	9 vs. Centenary (12/9)
Free Throw Percentage (min. 10 att.)	.905 (19-for-21) vs. San Diego (11/26)	.522 (12-for-23) vs. Oklahoma State (1/11)
Rebounds	51 vs. Mount St. Mary's (11/14)	25 vs. Nicholls State (11/28) and Gonzaga (12/31)
Personal Fouls	25 vs. Texas Tech (1/23)	7 vs. Nicholls State (11/28)
Assists	20 vs. Mount St. Mary's (11/14) and Md. Eastern Shore (1/4)	5 vs. Texas Tech (1/23)
Turnovers	20 vs. Missouri (1/16)	7 vs. Arizona (12/6) and Md. Eastern Shore (1/4)
Blocked Shots	9 vs. Centenary (12/9)	0 vs. Gonzaga (12/31) and Baylor (1/9)
Steals	11 vs. Nicholls State (11/28)	2 vs. Houston (11/26) and Texas Tech (1/23)

OPPONENTS

	HIGH	LOW
Points	100 by Houston (11/26)	47 by Arkansas (12/2)
Points in a Half	53 (second) by Houston (11/26)	20 (second) by Arkansas (12/2)
Winning Margin	31 by Baylor (1/9)	3 by Texas A&M (1/19)
Field Goals	34 by Baylor (1/9)	18 by Maryland Eastern Shore (1/4)
Field Goal Attempts	69 by Oklahoma State (1/11)	48 by Texas A&M (1/19)
Field Goal Percentage	.589 (33-for-56) by Iowa State (1/27)	.275 (19-for-69) by Oklahoma State (1/11)
3-Point Field Goals	12 by Houston (11/26)	3 by Arkansas (12/2)
3-Point Field Goal Attempts	32 by Nicholls State (11/28)	11 by Nebraska (1/30)
3-Point Field Goal Percentage (min. 10 att.)	.625 (10-for-16) by UTEP (12/21)	.167 (3-for-18) by Arkansas (12/2)
Free Throws Made	26 by Houston (11/26)	3 by Nicholls State (11/28)
Free Throw Attempts	36 by Houston (11/26)	4 by Nicholls State (11/28)
Free Throw Percentage (min. 10 att.)	.929 (13-for-14) by Maryland Eastern Shore (1/4)	.370 (10-for-27) by Texas (2/6)
Rebounds	49 by Oklahoma State (1/11)	27 by ULM (11/17)
Personal Fouls	25 by Utah (12/12)	12 by Nicholls State (11/28)
Assists	20 by three teams	4 by Oklahoma State (1/11)
Turnovers	18 by Maryland Eastern Shore (1/4) and Iowa State (1/27)	7 by Houston (11/26)
Blocked Shots	13 by Utah (12/12)	0 by Centenary (12/9) and Northern Colorado (12/19)
Steals	12 by Oklahoma State (1/11)	2 by Maryland Eastern Shore (1/4)

INDIVIDUAL HIGHS

OKLAHOMA HIGHS

Points	38, Tommy Mason-Griffin vs. Iowa State (1/27)
Field Goals	13, Tommy Mason-Griffin vs. Iowa State (1/27)
Field Goal Attempts	22, Willie Warren vs. Utah (12/12)
Field Goal Pct. (min. 7 made)	.889 (8-for-9), Steven Pledger vs. Mt. St. Mary's (11/14)
3-Point Field Goals	7, Tony Crocker vs. Centenary (12/9)
3-Point Field Goal Attempts	14, Steven Pledger vs. Houston (11/26)
3-Point Field Goal Pct. (min. 4 made)	.800 (4-for-5), Willie Warren vs. Gonzaga (12/31) .800 (4-for-5), Steven Pledger vs. Nicholls St. (11/28) .800 (4-for-5), Steven Pledger vs. Mount St. Mary's (11/14)
Free Throws	12, Willie Warren vs. San Diego (11/25)
Free Throw Attempts	13, Willie Warren vs. ULM (11/17)
Free Throw Pct.	1.000 (12-for-12), Willie Warren vs. San Diego (11/25)
Rebounds	18, Tiny Gallon vs. Oklahoma State (1/11)
Assists	11, Willie Warren vs. Mount St. Mary's (11/14)
Turnovers	7, Tommy Mason-Griffin vs. Missouri (1/16) 7, Willie Warren vs. Oklahoma State (1/11)
Blocked Shots	3, Tiny Gallon vs. Centenary (12/9) 3, Ryan Wright vs. Centenary (12/9) 3, Orlando Allen vs. Houston (11/26)
Steals	4, Cade Davis vs. Nicholls State (11/28)

OPPONENT HIGHS

Points	28, LaceDarius Dunn, Baylor (1/9) 28, Kelvin Lewis, Houston (11/26)
Field Goals	11, Kelvin Lewis, Houston (11/26)
Field Goal Attempts	21, Hillary Haley, Maryland Eastern Shore (1/4)
Field Goal Pct. (min. 7 made)	.611 (11-for-18), Kelvin Lewis, Houston (11/26)
3-Point Field Goals	6, LaceDarius Dunn, Baylor (1/9) 6, David Perez, Centenary (12/9) 6, Kelvin Lewis, Houston (11/26)
3-Point Field Goal Attempts	11, Kelvin Lewis, Houston (11/26)
3-Point Field Goal Pct. (min. 4 made)	.750 (6-for-8), LaceDarius Dunn, Baylor (11/28)
Free Throws	13, Aubrey Coleman, Houston (11/26)
Free Throw Attempts	18, Aubrey Coleman, Houston (11/26)
Free Throw Pct.	1.000 (5-for-5), Robert Sacre, Gonzaga (12/31)
Rebounds	14, Sean Berry, Maryland Eastern Shore (1/4)
Assists	8, Diante Garrett, Iowa State (1/27) 8, Zaire Taylor, Missouri (1/16) 8, Kevin White, Maryland Eastern Shore (1/4) 8, Matt Bouldin, Gonzaga (12/31) 8, Julyan Stone, UTEP (12/21)
Turnovers	8, Jeremy Goode, Mount St. Mary's (11/14)
Blocked Shots	7, Ekpe Udoh, Baylor (1/9)
Steals	4, Marshall Moses, Oklahoma State (1/11) 4, Adam Brown, Houston (11/26) 4, De'Jon Jackson, San Diego (11/25) 4, Kelly Beidler, Mount St. Mary's (11/14)

OKLAHOMA'S TOP INDIVIDUAL PERFORMANCES

POINTS

38.....	Tommy Mason-Griffin vs. Iowa State (1/27)
33.....	Tony Crocker vs. Centenary (12/9)
30.....	Willie Warren vs. San Diego (11/25)
27.....	Willie Warren vs. Utah (12/12)
26.....	Tommy Mason-Griffin vs. Texas Tech (1/23)
26.....	Willie Warren vs. UTEP (12/21)
25.....	Cade Davis vs. Northern Colorado (12/19)
25.....	Willie Warren vs. Arizona (12/6)
25.....	Willie Warren vs. Houston (11/26)
24.....	Tommy Mason-Griffin vs. Texas (2/6)
24.....	Cade Davis vs. Iowa State (1/27)
24.....	Tony Crocker vs. Northern Colorado (12/19)
24.....	Willie Warren vs. ULM (11/17)
23.....	Steven Pledger vs. Houston (11/26)

REBOUNDS

18.....	Tiny Gallon vs. Oklahoma State (1/11)
16.....	Tony Crocker vs. Arkansas (12/3)
15.....	Tiny Gallon vs. Centenary (12/9)
15.....	Tiny Gallon vs. Mount St. Mary's (11/14)
14.....	Ryan Wright vs. Texas (2/6)
13.....	Tony Crocker vs. Texas Tech (1/23)
13.....	Tony Crocker vs. Centenary (12/9)

ASSISTS

11.....	Willie Warren vs. Mount St. Mary's (11/14)
10.....	Tommy Mason-Griffin vs. Gonzaga (12/31)
7.....	Willie Warren vs. Oklahoma State (1/11)
7.....	Tommy Mason-Griffin vs. Maryland Eastern Shore (1/4)
7.....	Tommy Mason-Griffin vs. Centenary (12/9)
7.....	Willie Warren vs. Houston (11/26)

BLOCKED SHOTS

3.....	Tiny Gallon vs. Centenary (12/9)
3.....	Ryan Wright vs. Centenary (12/9)
3.....	Orlando Allen vs. Houston (11/26)

STEALS

4.....	Cade Davis vs. Nicholls State (11/28)
3.....	11 times (seven times by Cade Davis)

3-POINT FIELD GOALS

7.....	Tony Crocker vs. Centenary (12/9)
6.....	Cade Davis vs. Northern Colorado (12/19)
6.....	Steven Pledger vs. Houston (11/26)
5.....	Tommy Mason-Griffin vs. Texas (2/6)
5.....	Tommy Mason-Griffin vs. Iowa State (1/27)

JAN. 23 VS. TEXAS TECH

Official Basketball Box Score -- Game Totals -- Final Statistics

Oklahoma vs Texas Tech

01/23/10 7 p.m. CST at Lubbock, Texas (United Spirit Arena)

Oklahoma 65 • 11-8, 2-3

#	Player		Total			3-Ptr			Rebounds			PF	TP	A	TO	Blk	Stl	Min
			FG-FGA	FG-FGA	FT-FTA	FG-FGA	FG-FGA	FT-FTA	Off	Def	Tot							
01	Wright, Ryan	f	2-3	0-0	3-4	1	6	7	5	7	0	2	0	0	0	0	21	
04	Fitzgerald, Andrew	f	0-0	0-0	0-0	0	0	0	2	0	0	1	0	0	0	6		
05	Crocker, Tony	g	6-15	1-4	7-8	3	10	13	2	20	0	3	1	1	1	40-		
11	Mason-Griffin, Tommy	g	9-21	4-9	4-5	1	6	7	1	26	1	1	0	0	0	40		
34	Davis, Cade	g	1-7	0-4	0-0	0	2	2	4	2	3	1	1	0	0	38		
02	Pledger, Steven		0-5	0-3	3-3	1	1	2	2	3	1	3	0	0	0	19		
24	Gallon, Tiny		2-3	0-0	1-2	1	3	4	5	5	0	4	1	0	0	16		
41	Willis, Ray		1-4	0-2	0-0	1	0	1	4	2	0	1	1	1	1	20		
Team																		
Totals			21-58	5-22	18-22	10	30	40	25	65	5	16	4	2		200		

FG % 1st Half: 12-37 32.4% 2nd half: 9-21 42.9% Game: 21-58 36.2%
 3FG % 1st Half: 3-14 21.4% 2nd half: 2-8 25.0% Game: 5-22 22.7%
 FT % 1st Half: 4-5 80.0% 2nd half: 14-17 82.4% Game: 18-22 81.8%

Deadball
Rebounds
3,1

Texas Tech 75 • 14-5, 2-3

#	Player		Total			3-Ptr			Rebounds			PF	TP	A	TO	Blk	Stl	Min
			FG-FGA	FG-FGA	FT-FTA	FG-FGA	FG-FGA	FT-FTA	Off	Def	Tot							
05	Roberts, D'walyn	f	0-0	0-0	0-0	0	0	0	2	0	0	0	1	0	0	8		
32	Singleary, Mike	f	8-15	3-3	5-6	2	8	10	3	24	2	3	1	3	3	40		
31	Cohadarevic, Darko	c	1-5	0-0	4-6	2	6	8	4	6	2	0	0	0	0	30		
01	Reese, Brad	g	4-12	0-1	1-3	2	4	6	3	9	0	1	2	1	1	32		
21	Roberson, John	g	1-9	1-3	3-4	1	1	2	3	6	7	1	0	0	0	34		
02	Davis, Mike		0-0	0-0	0-0	0	1	1	0	0	1	1	0	1	1	3		
13	Tairu, David		5-9	3-4	5-9	1	4	5	2	18	0	1	0	1	1	21		
15	Lewandowski, Robert		1-3	0-0	0-1	1	0	1	0	2	0	0	0	0	0	6		
20	Jenkins, Theron		0-0	0-0	0-0	0	0	0	1	0	0	0	0	0	0	2		
23	Okorie, Nick		4-10	0-2	2-2	1	2	3	2	10	1	1	0	0	0	24		
Team																		
Totals			24-63	7-13	20-31	13	27	40	20	75	13	8	4	6		200		

FG % 1st Half: 8-32 25.0% 2nd half: 16-31 51.6% Game: 24-63 38.1%
 3FG % 1st Half: 0-4 0.0% 2nd half: 7-9 77.8% Game: 7-13 53.8%
 FT % 1st Half: 7-11 63.6% 2nd half: 13-20 65.0% Game: 20-31 64.5%

Deadball
Rebounds
6,1

Officials: Duke Edsall, Darron George, Terry Oglesby

Technical fouls: Oklahoma-None. Texas Tech-None.

Attendance: 10408

Score by periods	1st	2nd	Total
Oklahoma	31	34	65
Texas Tech	23	52	75

Points	In	Off	2nd	Fast	Bench
OU	22	7	5	0	10
TT	30	24	9	5	30

Last FG - OU 2nd-03:40, TT 2nd-00:38.

Largest lead - OU by 11 2nd-18:55, TT by 11 2nd-00:38.

Score tied - 9 times.

Lead changed - 11 times.

ROSTERS

NUMERICAL

No.	Name	Pos.	Cl.	Ht.	Wt.	Hometown (Last School)
1	Ryan Wright*	F	Sr.	6-9	241	Mississauga, Ontario (UCLA)
2	Steven Pledger	G	Fr.	6-4	217	Chesapeake, Va. (Atlantic Shores Christian School)
3	T.J. Franklin*	G	So.	5-11	166	Fort Worth, Texas (North Crowley HS)
4	Andrew Fitzgerald	F	Fr.	6-8	258	Baltimore, Md. (Brewster Academy [N.H.])
5	Tony Crocker***	G	Sr.	6-6	209	San Antonio, Texas (The Patterson School [N.C.])
11	Tommy Mason-Griffin	G	Fr.	5-11	203	Houston, Texas (James Madison HS)
13	Willie Warren*	G	So.	6-4	203	Fort Worth, Texas (North Crowley HS)
21	Orlando Allen*	C	Jr.	6-10	290	Cincinnati, Ohio (Paris [TX] JC)
22	Ryan Randolph	G	Fr.	6-4	194	Oklahoma City, Okla. (Bishop McGuinness HS)
24	Tiny Gallon	F	Fr.	6-9	290	Vallejo, Calif. (Oak Hill Academy [Va.])
25	Kyle Hardrick	F	Fr.	6-8	229	Oklahoma City, Okla. (Putnam City HS)
34	Cade Davis**	G	Jr.	6-5	199	Elk City, Okla. (Elk City HS)
41	Ray Willis*	G	So.	6-6	164	Atlanta, Ga. (Westlake HS)
45	Beau Gerber***	F	Sr.	6-8	230	Winfield, Kan. (Winfield HS)

ALPHABETICAL

No.	Name	Pos.	Cl.	Ht.	Wt.	Hometown (Last School)
21	Orlando Allen*	C	Jr.	6-10	290	Cincinnati, Ohio (Paris [TX] JC)
5	Tony Crocker***	G	Sr.	6-6	209	San Antonio, Texas (The Patterson School [N.C.])
34	Cade Davis**	G	Jr.	6-5	199	Elk City, Okla. (Elk City HS)
4	Andrew Fitzgerald	F	Fr.	6-8	258	Baltimore, Md. (Brewster Academy [N.H.])
3	T.J. Franklin*	G	So.	5-11	166	Fort Worth, Texas (North Crowley HS)
24	Tiny Gallon	F	Fr.	6-9	290	Vallejo, Calif. (Oak Hill Academy [Va.])
45	Beau Gerber***	F	Sr.	6-8	230	Winfield, Kan. (Winfield HS)
25	Kyle Hardrick	F	Fr.	6-8	229	Oklahoma City, Okla. (Putnam City HS)
11	Tommy Mason-Griffin	G	Fr.	5-11	203	Houston, Texas (James Madison HS)
2	Steven Pledger	G	Fr.	6-4	217	Chesapeake, Va. (Atlantic Shores Christian School)
22	Ryan Randolph	G	Fr.	6-4	194	Oklahoma City, Okla. (Bishop McGuinness HS)
13	Willie Warren*	G	So.	6-4	203	Fort Worth, Texas (North Crowley HS)
41	Ray Willis*	G	So.	6-6	164	Atlanta, Ga. (Westlake HS)
1	Ryan Wright*	F	Sr.	6-9	241	Mississauga, Ontario (UCLA)

* Letters earned at Oklahoma

STAFF

Head Coach:

Jeff Capel (Duke '97); Fourth Year at OU

Assistant Coaches:

Ben Betts (Roanoke College '90); Fourth Year at OU

Mark Cline (Wake Forest '88); Fourth Year at OU

Oronde Taliaferro (Wayne State '94); Third Year at OU

Director of Basketball Operations:

Bryan Goodman (Barat College '96); Fourth Year at OU

Video Coordinator:

Dionne Phelps (Texas Lutheran '89); Fourth Year at OU

Strength and Conditioning Coach:

Jozsef Szendrei (Oklahoma '03); First Year at OU

Assistant Strength Coach:

Kellen Sampson (Oklahoma, '06); 2nd Year at OU

Trainer:

Alex Brown (Appalachian State); 23rd Year at OU

Team Physician:

Dr. Brock Schnebel (Northwestern Oklahoma State);

14th Year at OU

Graduate Student Managers:

Derek Lanahan, Michael Neal

PRONUNCIATION GUIDE

Oronde Taliaferro: o-RON-day tal-uh-FAIR-o